

# HOACGA BULLETIN

NOVEMBER 2006



## HEART OF AMERICA CARNIVAL GLASS ASSOCIATION

(Since 1973)

***President***

**Robert Grissom**

7517 Evanston  
Raytown, MO 64138  
Phone: (816) 356-5320  
e-mail: bobimocg@sbcglobal.net

***Vice President***

**Don Lacock**

PO Box 33  
Delia, KS 66418  
Phone: (785) 771-3125

***Treasurer***

**Cliff Ball**

572 W Park Street  
Olathe, KS 66061  
Phone: (913) 782-0415

***Secretary***

**Ann McMorris**

PO Box 4361  
Topeka, KS 66604-0361  
Phone: (785) 478-9004  
e-mail: mcmorris@woodsland.com

***Bulletin Secretary***

**Eleanor Mochel**

15427 Woodward Court  
Overland Park, KS 66223  
Phone: (913) 685-2182  
Fax: (913) 402-1727 (anytime)  
e-mail: cmochel@yahoo.com

Membership expiration month and year is posted on address label  
Following the name: (i.e. 507 = expires May 2007)

Opinions and information expressed in the HOACGA bulletin are not necessarily those of the Bulletin Secretary or Officers. Neither HOACGA nor Bulletin Secretary accepts any responsibility for accuracy or claims made, or for any outcomes resulting from the use of the information either printed or implied.



# H\*E\*L\*P H\*E\*L\*P H\*E\*L\*P CARNIVAL GLASS 100TH ANNIVERSARY DISPLAY

*By Bob Grissom*

2007 will be the 100th Anniversary of the start of production of Carnival Glass. In keeping with this special event, HOACGA is planning a Special Display of Carnival Glass. The theme of the display will be "100 YEARS OF CARNIVAL GLASS."

We are planning for the display to represent the fact that Carnival Glass has been made over the past 100 years. The display will contain pieces from as many of the original Carnival Glass makers as we can obtain, as well as many Contemporary pieces from the various makers of the later Carnival Glass.

We are well aware of some of the differences of opinion in displaying the contemporary at the Carnival Glass Convention, but we believe it to be appropriate for this 100th Carnival Glass Anniversary to have such a display. These special displays are for educational purposes only.

I do have some knowledge of members and some of the Carnival Glass they have in their collection, but I have very limited knowledge as to who might have some of the contemporary glass. I will be putting together a list of some of the glass made by the original makers and will be asking members to bring certain pieces for the old carnival part of the display.

If you have some of the contemporary and/or reproduced pieces, I would appreciate you sending me a listing of the pieces that you would be willing to bring for the display. I would like to know the NAME, COLOR, MAKER and INFORMATION ABOUT WHEN THE PIECE(S) WERE MADE.

FOR THIS DISPLAY I NEED ALL THE HELP I CAN GET, SO PLEASE SEND ME YOUR LISTING. THE MORE INFORMATION I HAVE, THE BETTER THE DISPLAY WILL BE!

---

## 2007 HOACGA NOTEBOOK SECTION

*By Bob Grissom*

A new section for the HOACGA Notebook is being prepared for 2007. This section will cover several different subjects as it has become difficult to have a single subject for the Notebook, other than Bowls, which will take several years to complete and I am not ready to tackle that at this time.

The new section will cover EPERGNES, WINE AND WHISKEY SETS, GOBLETS, WINE GLASSES, CORDIALS, CLARETS, PARFAITS & SHERBERTS (this information will cover U.S. and Non-U.S. patterns). The limited information about these items is scattered throughout various books and articles, so it will require a lot of looking through many of the Carnival glass publications. I need your help in identifying all of the various patterns.

IF YOU HAVE ANY OF THESE ITEMS, I WOULD APPRECIATE A LIST OF THE ITEMS THAT YOU HAVE. Please send me a listing of your items, including MAKER, PATTERNS, AND COLORS and any other information that you may have about these items.

**Bob Grissom, 7517 Evanston, Raytown MO, 64138, Phone: 816-356-5320; email: bobimocg@sbcglobal.net.**



# NCCCGA CONVENTION THE TRIP THERE AND BACK

*By Bob Grissom*

I was pleased to be invited to speak at the Northern California Carnival Glass Convention, which was held on September 20, 21, & 22 in Fresno, California. This is a nice time of the year to travel by driving from Kansas City to California because it is before the big snows in the Mountains and it is after the very hot weather across the desert areas, this trip turned out to be just that. We traveled on U.S. Highway 50 from Kansas City to Sacramento, about 1800 miles. Many of the mountains in Colorado had snow on them and the Aspens were very beautiful with their yellow foliage scattered in among the Pines and Cedars. I had to plan the trip so we were in Ely, Nevada the second night, because for the next 7 hours of the trip there was only one small town for gasoline, which was \$3.65 per gallon. We were able to spend two days at Lake Tahoe, which is a very beautiful area to visit.

Before I went to the NCCGC convention, I got to thinking about the club and thought I needed to know more about the organization. I called two people there and got information about the club and some of the people that have been involved. I learned that the club was formed in 1969, by David and Joyce Middleton. They attended the ACGA convention that year, which was held in Los Angeles, and after returning they decided to start a California club. It has been an active organization in the promotion of Carnival Glass since that time. Some collectors that were instrumental in the success of this organization are: David & Joyce Middleton, Charlotte & Gordon Williams, Don & Connie Moore, Sherman Hand, Helen Bell, John Resnick, John Muelbauer, Dale Matheny, George Thomas, and Russell and Kitty Umbraco. As you can see their club members have been and are still very active in the Carnival Glass collecting hobby. It was disappointing that Dale Matheny and George Thomas were not able to attend, they have been such a vital part of the club and its conventions.

The NCCGC convention is also sponsored and supported by the San Joaquin Carnival Glass club. Fresno, where the convention was held is the home of the San Joaquin club. They were also formed about the same time as the NCCGC. Jim and Marie Capps were the founders of this club. They printed information about the organization and left this info at all of the Antique shops and malls, Antique shows, Estate Sales and any place they thought people would be buying glass. Besides Jim & Marie Capps other members that many will remember are; Ed & Marge Gardner, Bob & Agnes Natali, and Marie McGee (Ms Millersburg). One sad part of the convention Marie was not able to attend, even though it was in her home town.

Both of these organizations have had and continue to be very active in the success of the Carnival Glass hobby and as collectors we need to give them a big THANK YOU. The convention hotel was a Holiday Inn where all of the rooms were around the center court and swimming pool. So all of the rooms were open to the hallway and the pool side also. Many of the rooms had nice displays and could be viewed from poolside. On Thursday evening Wine and Cheese was served, compliments of the club.



NCCCCGA CONVENTION continued...

Gary Lickver gave a very interesting program on Plates, as usual Gary showed some very beautiful Carnival plates and gave a very informative talk.

The Auction was presented by Billy Richards. Tom Burns was there also and supplied some of the help in presenting the pieces that were being sold. Billy brought a nice collection and did a very good in auctioning the glass.

After the convention closed on Sunday morning I continued on to Visalia, California and visited some relatives for a few days. I have an Aunt, which is 96 yrs old and Uncle, which is 93 yrs old, there and was able to visit both of them. The next day after I returned from the trip I received a call that the Uncle had passed away, so I was glad that I had got to visit with him.

After visiting with the relatives it was time to start the trip back home again. When you are leaving that part of the state and going east there aren't very many ways to go. Either you go through Yosemite National Part or you go north to I-80 or you go South through Mojave to I-40. So we decided to go through Yosemite. This route would allow us to visit two beautiful collections - those of Tom and Joan Steskals and Marie Capps. Both Marie and the Steskals have beautiful homes, both up in the High Country close to the Yosemite park. First we visited the Steskals, about 7 miles up the hill from Oakhurst, California. Their directions were, "take the paved road until it ends and then you go about another two blocks on the gravel road and the first house you see on top of the hill, that is ours." We did enjoy their wonderful collection and their beautiful home with the view of the world. Then we had to go back down the hill to Oakhurst and continue towards the Park for about 5 miles to Marie Capps. Again if you do not have good directions you will not find her home that sits back in among the old and tall Pines. We were able to spend about 2 hours just sitting and looking at her many Punch Sets, Water Sets, and the many Pastels with all of the different blue pieces. Both collections were well worth the trip. Seeing collections such as these two is what makes driving to the conventions so much more enjoyable. It would have been good to have spent more time at each collection but we had the 250 mile trip through Yosemite park and over the 11,000 foot Tioga Pass and on to Tonapa, Nevada that day.

When you leave Tonapa and are going East from there you better make sure that you have a full tank of gas and hope that you do not need your cell phone because it is about 250 miles before you come to the next town, Cedar City, Utah. From here we went through the Zion National Park. We had planned to take the road through the Bryce Canyon National Park, but when I checked the mileage it was another 500 miles to Durango, Colorado and I had been up enough mountains and curves to last me awhile so I decided to go through Page, Arizona. If I go that way again I will take a few extra days and take the drive through Bryce Canyon Nation park. From Page we had to visit the Four Corners so we could do some souvenir buying from the Indians, then it was on to Durango where we took the Steam Locomotive Train up to Silverton, Colorado. The trip took 9 hours, but the scenery was just fantastic with the snow covered mountains, and lower down the Aspens were a bright yellow mixed in with the green pine trees. I was able to find one piece of carnival glass in Durango, an Aqua



NCCCCGA CONVENTION continued...

Opal Hearts and Flowers Compote at a bargain price. After Durango it was time to go through Jerry & Carol Curtis's previous home area Pagosa Springs, Colorado and on up and down some more mountains on our way to Castle Rock, Colorado for an over night visit. The next day we left for the 10 hour trip through Kansas to Kansas City.

We enjoyed seeing all of the scenery, the wheat and soybean fields of Kansas, the mountains and pine, cedars, and aspens of Colorado and the desert and all of the long stretches of roads through Utah and Nevada and the occasional Alfalfa fields also. The tall Pine Trees, the grape vineyards and fruit & nut orchards through California and back across the desert and mountains and the Wheat fields of Kansas.

Regardless of the area or how rough or dry the terrain may seem to be, there are always people living in those areas, making their way in life.

---

## **FENTON GLASS**

### **“Originators of Iridescent Ware”**

In mid-1907, Fenton workers were unloading a railway boxcar filled with straw used in packing glass. As one worker slowly slid the boxcar's door open, he found a disreputable-looking man fast asleep on the floor inside.

With his face covered by a slouch hat, the fellow quickly awoke, scrambled to his feet, and brushed away the wisps of straw that clung to him. “I'm gonna show ya how to make a new kinda glass.”

Glass chemist and manager, Jacob Rosenthal, worked closely with the gentleman (we think he was John Gordon) to perfect the spraying of metallic salts on hot glass. This process created vivid iridescent hues, much like the look of oil on water.

In late 1907, Fenton Art Glass went into the marketplace with its new “iridescent ware.” These were highly-patterned pressed glass articles, and they soon caught the public's fancy. Collectors prize them today as “Carnival Glass,” a phrase born in the 1950s when authors began to write about the decades of the past.

For more than two decades, Fenton stationery proudly carried this phrase: “Originators of Iridescent Ware.” And to think it all began with a fellow who looked like a bum in a boxcar!

*Taken from the Fenton Art Glass Website.*



# PERSIAN GARDEN

By Alan and Lorraine Pickup



Lets take a look at the Dugan pattern Persian Garden. Described by many adjectives such as striking, intricate, busy, pleasing, and well designed. We will not try to add any more adjectives here. Pictured here are the shapes that we feel are most often seen. That is the fruit bowl, with the Big Basketweave base and small plates, six to seven inches depending on how flat they are. The fruit bowl top can be found in this ice cream shape and ruffled. Also a round and rather deep bowl shape is known and pictured in the Edwards/Carwile 9<sup>th</sup> edition of their Carnival Glass book and that deep shape, almost a punch bowl, should be considered really scarce.

This Persian Garden fruit bowl pattern, like Dugan's Stork and Rushes punch bowls, uses a base to support the top bowl that does not really match the design of the bowl. This seems more or less a marriage of convenience rather than an intended design. These fruit bowls are usually found in white, amethyst, and marigold and are occasionally found in peach opal. Amethyst examples with great iridescence seem to command the highest prices.

The plates are found with two back patterns. The most common has a back pattern described by Marion Hartung as more of a cane effect than basketweave." We agree. Some small white plates have Pool of Pearls on the reverse.

Another shape that is eagerly sought after by collectors is the chop plate. Again amethyst seems to be the color of choice but lavender chop plates are close behind in popularity. Here is an anomaly as the color marigold, though usually plentiful in carnival glass color, was not made in the chop plate. At least we can find none reported today. That leaves berry sets. We know they exist but they just don't cause much excitement.

As usual, all shapes are not found in all of the colors. The colors are typical for Dugan carnival glass. Marigold, white, amethyst, lavender, peach opal, a one only known large green ruffled bowl and a rare blue six inch plate sold in 2004 in a Tom Burns auction for only \$255, as reported in the Tom Mordini auction prices realized guide. Another unusual sale of a small plate in 1998 was an aqua example reported in Dave Doty's carnival glass web site.

As always the prices realized books are an invaluable source of data. So tucked between the pages and pages of Peacocks and so many Persian Medallion items, you will find the Persian Garden listings and the prices vary wildly depending as always on the quality of the iridescence.



# IMPERIAL'S FANCY COLONIAL

*By Barb Chamberlain*


Optic and Buttons obviously had a long production run at the Imperial Glass Company. The design was registered in 1914, and was in production through the Depression era in the late 20's. Imperial collectors have called it Fancy Colonial, and was #582 in the production catalogs. Early in the production of Optic and Buttons, an order sheet had more than eighty different pieces listed in crystal, according to the National Imperial Glass Collector's Society in their Imperial Glass Encyclopedia. This made Fancy Colonial a pattern that furnished a bigger variety of pieces in one pattern than most other American patterns of the time.

In Carnival Glass, Optic and Buttons is found mostly in marigold or clambroth. Dave Doty includes a green cup and a smoke 7" plate, and Carl Burns indicates that a 6" plate is also available in smoke, and a pastel lavender bowl and compote are known.

Pictured with this article are a large and small berry bowl with a different iridescence. This has a flashed rubigold iridescence. Both are molded with the Imperial Iron Cross trademark. Gene Florence, in his Pocket Guide to Depression Glass and More, says that there are also rainbow washed ice pieces, so I presume he meant these are iridized. I haven't seen any in this treatment. Carl Burns pictures a pastel lavender stemmed compote, which would most likely be what Florence describes as a rainbow washed pastels.

Our large bowl measures 9 1/4" in diameter, and stands 2 1/2" tall. The small bowl has a diameter of 4 7/8" and a height of 1 1/2". These aren't the prettiest examples of carnival glass, but give our collection an additon of an unusual color treatment.

Do you have other pieces in this treatment or in other colors that aren't reported? If so, email me at [dbcham@iowatelecom.net](mailto:dbcham@iowatelecom.net), or send me info by snail mail at 124 E. Honey Creek Dr., Manchester, IA 52057.





# EMBROIDERED PANELS

*By Bob Smith*

Upon returning from India in 1996 I brought with me a bunch of Indian carnival tumblers, two of which were named "Embroidered Panels". Subsequently, they found their way into all the various Carnival publications and books. At the time I had no idea that the pattern was a favorite motif of several other Indian glass makers. Turns out, since I have acquired four more tumblers in this pattern, that like the grape designs of American glass makers, the Embroidered Panels was an often used Indian pattern.

Each of the tumblers is distinct from the others in a minor or major way. The original (EP#1) is straight sided and 4 1/2" high. It had a plain base and was made from a three part mold. Although not signed, Mahavir Jain, grandson of the founder of Jain Glass has confirmed it as a product of Jain Glass which is located in Firozabad, India.

The main characteristics of all these tumblers is six panels with the embroidered design with six blank panels between the embroidered panels. The embroidery on each is basically the same. Panels vary in size. Also common to each tumbler is a band located below the rim which has six plain circles evenly spaced that extend around the glass.

Embroidered Panels (#2) has a flared rim and is 4 5/8" high. It differs from EP#1 in that it has a second band with six circles just above the base of the glass. The base is not signed. Maker unknown at present.

Embroidered Panels (#3) is 4 1/2" high and straight sided. The plain space above the base has two distinct narrow lines. Molded into the base is the word SASNI. Sasni is a town that has a dozen various glass makers. This tumbler was made in the Khandelwa Glass Works. SASNI is their trademark. The proprietor of the factory, Sanjay Jain, is not related to the owners of the Jain Glass Works.

Embroidered Panels (#4) is also straight sided and is 5 3/8" high. It is made from a two piece mold. This one has molded into the base the word "Palawal". Palawal Glass is located about 15 miles east of Firozabad. Other carnival items have been found from this factory.

Embroidered Panels (#5) is straight sided and 4 3/8" high with a plain signed base. Unlike EP#2 it does not have a second band above the base, but the circles in the top band are filled with star shaped flowers making the circles rather hard to see. Molded into the base is "A.G.W". I was told by the Indian dealer that this stands for Agra Glass Works. Agra Glass is on the road between Firozabad and Agra which is famous for the Taj Mahal.

Embroidered Panels (#6) is a 5 3/8" tall flared tumbler. The panels themselves are almost touching the base unlike the other tumblers. Its maker is presently unknown.

As you can see from the above this is one of those tumblers that unless you have a scorecard you can't tell who are the players. All these tumblers rate from very scarce



EMBROIDERED PANELS continued...

to outright rare. Nevertheless, there are enough of them out there for collectors to pick up an occasional one.

Additional note: Since writing the above article another Embroidered Panels tumbler has surfaced. I do not presently have a photo of the tumbler, but I have seen it. The letters IGW are molded into the base of the glass and I have no clue as to what company made it. The tumbler is straight sided and is 5 1/2" tall. As I have noted, in India the Embroidered Panels was as much a favorite pattern as the grape was in America.

HAPPY HUNTING!

Feedback: [necgabobs@aol.com](mailto:necgabobs@aol.com)





# 2007 HOACGA CONVENTION AUCTION

## ARTICLE 1 - NOVEMBER

### "Color, Color, Color"

*By John Muehlbauer*

For many years I have tried my best to buy pieces of carnival glass with the highest color, no matter if they were rare or scarce pieces, or something a bit more available. I've upgraded whenever I could afford to. The "color" in the title of this article, and this showcase of some of the glass that will be sold at the HOACGA convention in April, is of course **iridescence** color. While base-glass color is certainly important in determining scarcity and therefore value, it's iridescence that gives a piece of carnival glass it's 'bang.' Those of you who have attended any of the talks I've given will recognize that as my mantra. The San Diego County club got it 'spot on' in my mind when they took "Iridescence is the Essence" as their club motto.

So in the theme of this first of six 'articles' about the glass that Jan and I will be sharing with you next April, is iridescence color -- or just plain **color!** I'd like to think each and every piece being sold has great color, but some have 'better than great' color to me -- and hopefully to you as well. In this article, I will share some of my personal favorites and where possible, some additional details about the pieces. (To see the accompanying color photos of the glass featured in this article go to [www.woodsland.com/johnm](http://www.woodsland.com/johnm)).

Let's start out with what to my mind is the most beautiful example of the carnival glass maker's art I have ever seen -- a truly spectacular amethyst Heavy Iris tankard water pitcher. As with several of my favorite pieces in the collection being sold, this came from Burney Talley of New Mexico. I was most fortunate to have been able to buy the collection of my long-time friend "Father Gabriel," Burney to me, when he decided to retire. Burney and his late sister, Norene Duran, collected for many years and owned some truly spectacular pieces. This is one of their best. It has color top to bottom and all around the entire circumference. The rainbow of brilliant colors rivals anything I've seen from the gifted hands of Tiffany's craftsmen. In articles I've previously written or talks I've given, when I use the term "Tiffany Iridescence," this is the prototype.

Another 'popper' also came from Burney, and prior to that from sis, Norene -- an amethyst Garden Path Variant chop plate, loaded all over with rich electric blue iridescence, made even more lovely by shadings of 'Tiffany-Aurene yellow-gold.' Another Dugan treasure with "Tiffany Iridescence." Thanks sis!

Switching gears a bit, another favorite of mine is a truly gorgeous pastel-marigold Northwood Grape Leaves bowl. In another article, I will share my passion of yellow iridescence with you, but this bowl always jumped out at me as having simply incredible color, despite the fact that it's not a particularly scarce pattern.

Another Northwood stunner is an electric blue Embroidered Mums that I bought from Omer Sweeney back in 1980. This gorgeous bowl is like one of my own kids, and when I had an auction back in 1992, I just couldn't part with it. The over-all electric



"Color, Color, Color" continued...

blue 'coloration' (a Bill Carroll word) is as good as any I've seen. While I'm here with E. Mums, let me share a wonderful ice blue example that has so much frostiness to it, the ruffle 'crimps' appear to be opalescent. Another 'kid' of mine from Steve Morrow, circa 1975. I hope the new caretaker(s) cherish these two paternal twins as much as I have. How 'bout a few examples of Imperial's finest? The purple Poppy Show vase that will be sold is as good as any I've seen. It's impossible to get a good photograph showing all the color on this beauty because it's 360 degrees around! Top to bottom it has electric blues, electric greens (yes!) and electric purples. Dare I say, "It's electric!"?

Another Imperial stunner, to my way of thinking, is this Heavy Grape chop plate. "Taffeta" comes to mind when trying to describe it's color. On purple base glass it is loaded with heavy pinks, greens, yellows and purples. It is absolutely gorgeous. I was told by the seller that this 'chopper' came from the storybook collection of Don Moore. Again, not the most expensive piece in the world, but certainly one of the most spectacular. I'm so old that when I started collecting, this pattern was known as "Fenton's Heavy Grape." Oops!

A final example of Imperial's finest will be a Pansy bowl. *Yes, a Pansy bowl!* Raise your hand if you own one. Wow! I see lots of hands! And I know lots of yours are gorgeous, but if you're looking for a fantastic piece of CG, without having to use the Lexus as collateral on a loan, give this a gander. Again, the result of multiple upgrades.

We will be selling a pair of "electric" Orange Tree hatpin holders -- one electric blue and the other electric, dare I say, "emerald?", green. They are just two of the seven hatpin holders that will be sold in the auction. Another emerald green hatpin holder (G&C) will be sold, but I'll leave that for a future "Emerald Green" dissertation.

I purchased a fantastic pumpkin Acorn Burrs water set at last year's "fan appreciation" auction held by the Wroda Auction Company in Ohio. Why, is obvious. When you get a chance to buy a 7 piece set where all seven pieces are perfectly matched and gorgeous, you take it!

I've always liked Corn Vases. The purple example selling is the best I've seen in my 37 years of collecting. Like others that I've let 'get away,' I'm sure I'll miss having and holding this beauty. If you like Corn Vases, this one should be your collection. There are none better.

I'm including is this article on color an outstanding example of marigold-on-Moonstone, a ruffled Holly bowl. This is the darkest marigold example of this rare color it's been my opportunity to ever see, let alone buy. John Britt told me about it, at the 1985 HOACGA. He didn't have it at the April convention, but by July it was mine. I could not believe my eyes when I opened the box! It is so dark, you would have to describe it as having red iridescence.



"Color, Color, Color" continued...

A favorite color of mine is pastel Marigold (another article)! We are selling both Peacocks bowls and plates in pumpkin marigold *and* pastel marigold. The Peacocks bowl I've selected for this article has my favorite shading of pastel marigold, loaded with lots of rich yellow hues. I hope the new caretaker of this fantastic piece of carnival glass loves it as much as I have.

I have quite a few 'Big Dugan' pieces (yet *another* article.) The six-ruffled Ski Star is one of my very favorites. Sorry about the ugly plate-holder bar in the photo, but the picture shows the true iridescence of this bowl. Another Tiffany copy-cat!

I can't leave this article without sharing with you the electric blue Peacocks ruffled bowl I've owned since 1993. Again, it has that Tiffany combination of jump-out-you electric blue and yellow-gold. Another one of my favorites. Take good care of it, please.

Remember, to see photos please go to [www.woodsland.com/johnm](http://www.woodsland.com/johnm). This website is open to the public.

---

## THE 2007 HOACGA CONVENTION AUCTION ARTICLE 2 - DECEMBER "Red is For Christmas"

*By John Muehlbauer*

Yes, I know. The auction isn't until April and that's eight months *before* Christmas - *Christmas 2007, that is!* But hopefully most of you will be reading this before the Christmas of 2006 and I thought Santa's suit (and nose!) color might just make those visions of sugar plum fairies warm your cockles just a bit more. What the heck are cockles?

I count 14 pieces of this hard-to-find color being sold in April. Without checking on it, I can tell you that again, I have to thank my good friend Fr. Gabriel Talley, "Burney" to me, for over half of them. If I remember correctly, Burney had a total of 31 red pieces! Obviously, for reasons of 'space,' I couldn't keep them all - space on our walls and space in our checkbook!

I don't consider myself a 'red collector' because as most of you know, good red, with good iridescence, is very hard to come by. Oft times it's silvery, or how shall I say? - "metallic looking." But with 31 examples to choose from to add to the ones I already owned from years of collecting, I naturally selected those with the best combination of cherry-red base glass, iridescence, and most important of all, an over-all 'cherry-red' appearance *from across the room*. You are the beneficiaries, or hopefully will be, come April!



"Red is For Christmas" continued...

And where to begin? With a red Holly, of course! What else? I've been most fortunate to be able to upgrade on this item, although I must admit, it was a close call. In fact, I'm not sure if Burney's is the one I kept. Whatever - this is a good one! It has a great cherry-red base glass and very pretty iridescence - greens, blues and golds, although the picture really is overwhelmed by the 'cherry-ness' of the bowl.

Really a show-stopper is the gorgeous red 'set' known by some as "Chesterfield," others by "Colonial," or just plain "Flute." I've never seen these pieces before. The 'lemonade pitcher' and the two tumblers match perfectly in their cherry-red appearance and stretchy iridescence. These three pieces will be sold separately, as I have a feeling that there are some advanced tumbler collectors out there who are dying to add one of these beauties to their collection. Good luck on that!

Along with the aforementioned set, my favorite single red piece has to be a truly outstanding Chrysanthemum (and Windmills) ruffled bowl. When using the term "cherry red," this particular bowl is the definitive example. Wow! Unfortunately, as with just about all the photos of the red pieces being sold, this bowl is very hard to photograph to show the killer iridescence it has. Take my word for it, this will 'call to you' as soon as you walk into the auction room!

Let me pause here a moment to expand just a bit more about the difficulties in obtaining great photographs of exceptional red pieces of carnival glass. As I've said, most red pieces of CG tend towards the silvery or metallic side. Not only is good iridescence hard to obtain, but I'm told that the base glass color itself is the absolute hardest color to manufacture. There was a rumor when I started collecting that gold was a key ingredient in the manufacture of red glass. I tended not to believe this because of the costs involved using gold in the mass manufacture of a commodity that was going to be retailed for pennies. Although no one can doubt that gold has appreciated in value since 1910, adding a third variable, the ability (or in my case *inability*) to take really great photographs, and the variables result in an almost impossible task. So the photographs are the best we could do - please come and judge for yourselves the beauty of these 14 pieces. I've been proud to own them. I suspect YOU will be as well.

I have kept the two Fenton Vintage bowls being sold through several upgrades. One is an 8-ruffled bowl and the other a "3n1" edged example. Both are outstanding. They would make great "one-for-you; one-for-me" Christmas presents for you and your significant other. Ah, the crackling fire, the smell of cinnamon and the surprise shown by your partner when he or she opens their very-own red Vintage. And here you were thinking, "Why did he/she buy himself/herself a great present like that? What do I get?"

Again, the results of several upgrades through the years, are the little ball-footed cherry-red Waterlily and Panther sauces. These are really little killers and this time I think we did a rather good job in showing you just that in the photograph. They are even prettier 'in person!'

We have more red pieces than we can cover in this article, but I must tell you about the outstanding red Orange Tree ruffled bowl I brought back from Australia in late June of



"Red is For Christmas" continued...

2006. I consider it my birthday gift from new friends Down Under. I was sharing 'tea' with some folks in the Adelaide area and after the obligatory strains of "Happy Birthday to youuu-hooo" had died down, they informed me of a red Orange Tree coming up for auction there in Adelaide, the very next day. As lots of you skeptical old-timers would have been, I was certain in my heart that it was going to be either silvery, or cracked, or chipped, or a combination thereof. Much to my delight, "E" was the correct answer - "None of the above!" In buying it, I may have stepped lightly on a set of toes or two (hope not), but gosh darn it! - I was returning it 'home!' You be the judge. I think it's outstanding.

In the spirit of the season, let me close with an image-evoking holiday piece. A hard-to-find red piece is certainly a *good* Stag & Holly. Jingle bells, jingle bells! The one being sold at the 2007 HOACGA convention is as good as any I've seen, and better than most! It has virtually no amberina and has blue and green highlights in the iridescence. Again, we apologize for not being able to show it's full beauty in the photo of this rare and desirable piece.

Remember, to view this article and the accompanying photos, and all the other articles, go online at [www.woodsland.com/johnm](http://www.woodsland.com/johnm). This website is open to the public.

Merry Christmas or Happy Holidays!

---

## *The Next HOACGA Bulletin*

*Will Be Mailed*

*January, 2007*



*All materials should be to the Bulletin Secretary  
(Eleanor Mochel) no later than December 20, 2006  
in order to be included in the next bulletin.*



# HOACGA BOARD OF DIRECTORS

September 14, 2006, Lawrence, Kansas

*By Ann McMorris*

The HOACGA Board of Directors met in Lawrence on September 14, 2006. Present were President Grissom, Treasurer Ball, Secretary McMorris and Editor E. Mochel.

Treasurer's Report – Cliff reported current balance in HOACGA account is \$19,049.84 and all bills are paid to date.

Secretary reported the membership is approximately 440 members. Dues reminders are being sent each month by the secretary.

## **Auctions at Future Conventions:**

2007 – John Muehlbauer

### **2007 Convention – April 25, 26, 27, 28, 29, 2007**

The planning for the 2007 Convention ( Theme - 100 Years of Carnival Glass) was the main topic for the board meeting. Secretary will be sending the newsletter editors of all carnival glass clubs a press release on the 2007 convention for inclusion in their next published newsletter. Plans are going forward as various speakers have accepted our invitations. Bob has been in contact with the Fenton Art Glass Company representative in regard to a possible souvenir for 2007. The Board discussed various possibilities and Bob will be reviewing them with Fenton. The makeup of the special glass display was again considered in regard to the number from each manufacturer of the old and the contemporary pieces. Carol and Jerry Curtis have agreed to chair the room display judging. There will be a spare parts booth in conjunction with the registration table. The hotel has agreed to provide a room for the midnight auction (and it will be held at midnight).

Eleanor has ordered the room display awards and the table favors for the banquet. Ann presented a rough draft layout of a new brochure for consideration of the board who offered some suggestions and changes. The next step will be to prepare a final layout.

Bob is collecting information for a notebook insert on epergnes and wine related glass pieces – cordials, wine glasses, decanters, etc.

Respectfully submitted,  
Ann McMorris, Secretary



# SOUVENIRS & BOOKS

## Order Form

_____ HOACGA Educational Series Book I .....	\$ 17.50
_____ HOACGA Educational Series Book II .....	\$ 20.00
_____ HOACGA Educational Series Book III .....	\$ 20.00
_____ PLATE HOLDERS—Dozen, clear plastic 5" base, white wire 4" back holds plates and bowls, regular size .....	\$ 21.50
_____ PLATE HOLDERS - Dozen, large size .....	\$ 21.50
_____ SMALL SIZE PLATE HOLDERS—Dozen, clear plastic base, white wire, good for pin trays & small bowls or plates .....	\$ 20.00
_____ HOACGA COMPLETE PATTERN NOTEBOOK-24 Sections .....	\$223.50
_____ PATTERN NOTEBOOK INDEX SET .....	\$ 5.00
_____ 2006 ROSTER .....	No Cost
_____ 1993 Ruby Red 6" "Good Luck" Plate..... (20th Anniversary)	\$ 40.00
_____ 2001 Vaseline Opal Hatpin Holder .....	\$ 55.00
_____ 2002 Emerald Green Hatpin Holder .....	\$ 55.00
_____ 2004 Cobalt Blue Guest Set, unpainted.....	\$120.00
_____ 2005 Cobalt Blue Guest Set (decoration includes Fenton/HOACGA logos)	\$135.00
_____ Set of 10 Hartung CG Pattern Books.....	\$ 75.00

*USA Shipping & Handling included in all pricing*

Name: \_\_\_\_\_

Address: \_\_\_\_\_

City: \_\_\_\_\_ State: \_\_\_\_\_ Zip: \_\_\_\_\_

**SEND ORDERS TO:**  
Ann McMorris, PO Box 4361, Topeka, KS 66604-0361

**SHIPPING & HANDLING (S&H) INFORMATION**  
The shipping charges for members who reside outside the USA will be the actual cost.  
Upon receipt of item(s), the member will be expected to reimburse the club  
for the actual cost of shipping, as indicated by the postage on the package.  
At the time of placing your order, please indicate your shipping preference (air or surface).



# HOACGA PATTERN NOTEBOOK

In 1979 HOACGA printed the first of the Notebook sections. This section was on Punch Sets. About 750 copies were printed and they were given, no charge, to the membership. As the supply of this section ran out it was reprinted again in 1995, it contained 36 colored pictures with information about each of the sets. Since that time 12 different sections containing an additional 1300 colored pictures of various pieces of Carnival glass have been added. The last section contains photographs and information about 66 different Bonbons and Nappies.

Many books have been, and are still being published for the purpose of identifying and pricing Carnival Glass. The HOACGA notebook does not contain pricing information, but the different sections contain more information than most of the other books combined, the exception, Dave Doty's "A Field Guide to Carnival Glass".

All of the sections to the notebook are available to purchase by individual sections, if you do not have yours updated to the latest information, then you are missing a lot of information about Carnival Glass. If you do not have any of the information then you should at least order the sections that contain information that fits your collecting interest.

We have been publishing new information each year up to this time, but do the cost of publishing we will not be issuing a different section each year as we have in the past.

ITEM	PHOTOS	YEAR	PRICE	COMMENTS
Mugs	1 - 40	1980	\$ 7.00	
Table Sets	1 - 40	1981	\$ 7.00	Listing of the 4 pc sets only
Water Sets 1	1 - 60	1982	\$ 7.00	Shows a pitcher & tumbler
Water Sets 2	61 - 120	1983	\$ 7.00	Shows a pitcher & tumbler
Water Sets 3	121 - 167	1984	\$ 7.00	Painted sets included
Rosebowls 1	1 - 60	1985	\$ 7.00	
Rosebowls 2	61 - 97	1986	\$ 7.00	
Small Plates 1	1 - 48	1987	\$ 7.00	Less than 9" in diameter
Small Plates 2	49 - 98	1988	\$ 7.00	
Chop Plates	1 - 40	1989	\$ 7.00	Plates of 10" diameter +
Regular Plates 1	1 - 48	1990	\$ 7.00	9" plates
Regular Plates 2	49 - 81	1991	\$ 7.00	9" plates
Compotes 1	1 - 57	1993	\$ 8.00	Smaller compotes
Compotes 2	58 - 113	1994	\$ 8.00	Larger compotes
Punch Sets	1 - 36	1995	\$ 8.00	2nd printing of this Section
Vases A-C	1 - 57	1996	\$ 9.00	
Vases D-G	58 - 117	1997	\$ 9.00	
Vases H-P	118 - 201	1998	\$12.00	
Vases R-T	202 - 274	1999	\$13.00	
Vases Trpt - Z & Non US	275 - 341	2000	\$13.00	
Vases not prev. reported, non-US & brocaded	342 - 428	2001	\$13.00	Non-US patterns & Fostoria's brocaded patterns. Table of contents of all vases, plus corrections.
Candlesticks	1 - 72	2002	\$13.00	
Candlesticks	73 - 125	2003	\$13.00	
Bonbons & Nappies		2005	\$12.50	

Complete Set of Inserts plus Notebook is \$223.50. Shipping & Handling for complete Notebook is included, for each individual item. Shipping & Handling is \$1.50 for a maximum of \$8.00.

A complete Notebook or any of the Sections may be ordered from the Secretary.

Please make check payable to HOACGA and mail to:  
Ann McMorris; PO Box 4361, Topeka, KS 66604-0361



**MEMBERSHIP APPLICATION**  
**Heart Of America Carnival Glass Association**  
(PLEASE PRINT)

\_\_\_\_\_  
Last Name

\_\_\_\_\_  
First Name

\_\_\_\_\_  
Spouse's Name (if applicable)

\_\_\_\_\_  
Address

\_\_\_\_\_  
City

\_\_\_\_\_  
State

\_\_\_\_\_  
9 digit Zip Code

\_\_\_\_\_  
Phone Number

New or Renewal  
please circle one of the above

\_\_\_\_\_  
e-mail address

\_\_\_\_\_  
Anniversary (if married more than 40 years)

\_\_\_\_\_  
Name of the Person Who Encouraged You To Become a Member

\_\_\_\_\_  
Questions:  
\_\_\_\_\_  
\_\_\_\_\_  
\_\_\_\_\_

Please remit this form along with your yearly dues to:  
(\$35 USA/Canada or \$50 Foreign)

Ann McMorris  
PO Box 4361  
Topeka, KS 66604-0361

H  
O  
A  
C  
G  
A



# The Next Regular HOACGA Meeting

By Ed Kramer

The next regular bi-monthly meeting of HOACGA is scheduled for Sunday, November 26, 2006 at the Prairie Village Community Center, 7700 Mission Rd., Prairie Village, KS 66208.

We will be discussing patterns with birds (all colors).

---

## DECEMBER ANNIVERSARIES

Wilfred & Judy Schutz  
8231 Henry St  
Lincoln NE 68506-1810  
Married Dec. 27, 1956

Ervin & Ann Mitchell  
1947 E SW 89th  
Mustang, OK 73064-6705  
Married Dec. 22, 1956

Reginald & Linda Dunham  
1512 S Main St  
Jacksonville FL 62650-3474  
Married Dec. 28, 1959

---

## JANUARY ANNIVERSARIES

Rita & Buster Davis  
703 Marlboro Rd  
Glen Burnie MD 21061  
Married Jan 2, 1954

Bernard & Marilyn Morey  
22 Erie Ct  
Midland MI 48640-9054  
Married Jan 29, 1955

If you would like to be included in the Anniversary Section  
(40 years married & above only)  
please submit your information to the Bulletin Secretary.



## October 7, 2006 Carnival Glass Auction, Columbus, OH Jim Wroda Auction Services

1a	4000	M-burg Purple Mitered Ovals vase w/ ruffled top
ab	850	N-wood IB Grape & Cable low ruffled fruit bowl
6	850	N-wood mari. G & C midsize punch set w/ 4 cups
19a	4000	Imperial 10" Hunter Green homestead chop plate
47a	1400	N-wood Dark pumpkin mari. peacock at urn stippled
47b	850	N-wood 10" mari. peacock at urn stippled chop
64a	1500	Fenton 10" pumpkin mari. cherry chain chop plate
64b	900	Fenton 10" white cherry chain chop plate w/ heavy
66	800	N-wood 9" elect. purple strawberry plate w/ plain
71	2100	M-burg purple perfection water pitcher radium
72	3800	M-burg purple multi-fruit & flower water pitcher
73	2900	M-burg 10" blue seaweed ICS bowl, super rare
74	2850	M-burg 10" blue many starts ruffled bowl, super
75	2300	M-burg 8" blue hanging cherries ruffled bowl
76	16000	M-burg radium elect. blue hanging cherries milk
78	1100	M-burg purple hanging cherries milk pitcher
79	2500	M-burg purple hanging cherries milk pitcher
81	1000	M-burg 10" emerald green zig zag square CRE bowl
82	1800	M-burg purple wild rose oil lamp (5-1/2" base)
83	1500	M-burg mari. hanging cherries water pitcher
84	1100	M-burg purple hanging cherries water pitcher
91	3300	M-burg 6" radium mari. hanging cherries flat
92	1400	M-burg 6" mari. peacock at urn flat plate
93	1350	M-burg 6" mari. blackberry wreath flat plate
111	1000	M-burg 9" rad. emer. green strawberry wreath
118a	950	M-burg rad. emer. green 9" grape leaves deep CRE
118b	2300	M-burg green hobstar & feather 6 pcs punch
119a	3600	M-burg 11" green hanging cherries chop plate
127	4200	M-burg mari. hobnail water pitcher
131a	1500	N-wood 8.5" sapphire good luck ruf. bowl
151a	1200	M-burg crystal Ohio star 16 pcs punch set
151c	3200	M-burg 9" rad. purple square many stars bowl
151d	2300	M-burg mari. 10 pcs hobstar & feather punch set
151e	1500	M-burg 9" green seaweed plate, only one known
151f	950	M-burg 10" blue blackberry wreath ICS bowl
167a	1700	N-wood 9" IB G&C PCE bowl, super pastel irid.
176	2000	Fenton blue strawberry scroll 7 pc water set
178	1000	N-wood 10" IG Peacock at Urn MIC bowl. super
209	1400	Fenton 9" teal Peacock & Grape footed plate
221	1900	N-wood IB raspberry milk pitcher, bruise in base
256	900	N-wood green greek key 7 pc water set
257	1100	Fenton blue orange tree scroll 6 pc water set
311b	1800	N-wood IB corn vase w/ stalk bottom





*The HOACGA Board Wishes You and Yours  
A Happy and Safe  
Christmas and New Years.*





# AUCTIONEER'S CORNER

Any Auctioneer who is a member of HOACGA is welcome to send in an article each month about his current Carnival Glass Auctions and the results thereof.



PO Box 377, Mason City IA 50402  
jimjan@seeckauction.com / 641-424-1116

## Upcoming Auctions...

**November 18**

Carnival Glass Auction  
Holiday Inn, Wentzville MO  
Private Collection of Virginia & Michael Happel  
Please watch our website for complete catalogs and lots of pictures:  
[www.seeckauction.com](http://www.seeckauction.com)

## BILL RICHARDS AUCTIONEERS

email: [br3auctions@aol.com](mailto:br3auctions@aol.com)

Contact us if we can be of service to you!

Bill Richards III, Auctioneer  
36 Water St., Poland OH 44514  
Ph 330-318-9897/Fx 330-757-4917  
[br3auctions@aol.com](mailto:br3auctions@aol.com)

Bill Richards, Auctioneer  
44 Water St., Poland OH 44514  
Ph 330-757-2001  
[richar1955@aol.com](mailto:richar1955@aol.com)

## *Jim Wroda Auction Services Carnival Glass Auction Calendar*

Mark your calendars NOW for these Fantastic Auctions!!

5239 State Route 49, S Greenville, OH 45331  
[www.jimwrodaauction.com](http://www.jimwrodaauction.com) / 937-548-2640

January 27, 2007 - 9:30 AM

SSCGA Convention Auction  
Carnival Glass Auction Bill & Sandy Reyan  
Everett, PA

April 28, 2007 - 9:30 AM

HOACGA Convention Carnival Glass Auction  
John & Jan Muehlbauer collection  
Embassy Suites Hotel, Kansas City, MO

March 9, 2007 - 4:00 PM

200 pcs Millsersburg Crystal

May 4, 2007 - 7pm & May 5, 2007 - 9:30 am

Carnival Glass Auction at the Keystone  
Convention, Harrisburg PA  
Alton Jones Collection-Beaumont, TX

March 10, 2007 - 9:30 AM

400 pcs Carnival Glass Auction  
Warren & Joan Place, Moehoopany, PA  
Holiday Inn, Columbus Airport, Columbus, OH  
Midwest Auction Facility, Columbus, OH

June 30, 2007 - 9:30 am

Carnival Glass Auction - over 500 pcs, Norman  
& Barb Archer, West Minster, OH, Greenville

For Auction/Estate Questions or  
information, please phone  
503-256-1226 or  
Kris Remmen 503-256-6931.  
Cell: 503-756-2629 or 503-757-5327



February 3, 2007 - 9:30am

Tampa Bay Carnival Glass Club Convention/Auction  
Best Western Diplomat, US 98 North, Lakeland FL 33805-2069  
Preview Friday after banquet - approx. 8:30 pm and Saturday from 8:00 am - 9:30 am



**AUCTIONEER'S CORNER continued...**

**Mickey Reichel**

**Antique & Auction LLC**

Office: 660-882-5292; Home: 660-882-5283

WWW.AWK-SHN.COM

1440 Ashley Rd., Boonville MO 65223

Mailing: 18350 Hunters Ridge, Boonville, MO 65223

Exit 101 off I-70



**16th Carnival Glass Extravaganza**

Saturday, January 6, 2007 - 9:00 am

Additional preview date: Friday, Jan. 5 at 12:00pm & 5:00 pm

Location: 1440 Ashley Rd., Boonville MO 65223

---

*Thinking of Selling Your Collection?*

*[www.carnivalglass.com](http://www.carnivalglass.com)*

Lloyd Ward, PO Box 956, Mayfield, KY 42066

270-251-2005 or 270-970-0599

New email: [lward@carnivalglass.com](mailto:lward@carnivalglass.com)

*Carnival Glass Collection totaling more than 600 pieces recently purchased!  
Carnival Glass in mint condition unless noted & includes 5-day return policy!*

---

**\*\*\* CARNIVAL GLASS CLUB CONVENTION NEWS \*\*\***

**Sunshine State Carnival Glass Association**

**9th Annual Convention**

**January 23 - 28, 2007**

**Howard Johnson Resort Hotel**

**1-800-446-4656**

**Theme: "Super Bowl of Carnival Glass"**

**For Information contact:**

**Dee or Paul Bekemeier, convention chairpersons**

**1-772-569-1808 / [depaurox@aol.com](mailto:depaurox@aol.com)**



**\*\*\* CARNIVAL GLASS CLUB CONVENTION NEWS \*\*\***

Tampa Bay Carnival Glass 25th Convention

January 31 - February 3, 2007

Best Western Diplomat Inn, US 99 N, Lakeland, FL

1-800-237-4699 or 863-688-7972

(ask for Mike Shriner when making reservations at \$84.99 per nt)

Auction by Remmen Auctioneers

Don't Miss the "Rare & Unusual Carnival Glass" Seminar

by John & Loretta Nielsen

For Information Contact:

Janet Knechtel

863-993-2387 (winter) or 705-377-4814

janetkn@amtelecom.net

---

Texas Carnival Glass Club Convention

March 14-17, 2007

Sterling Hotel, Dallas

214-634-8550 or Chirag Patel direct at 214-764-0239

to reserve the room rate of \$59.00 dbl occup

Auction by Seeck Auctions

Don't Miss the "Best Yarn Spinners Ever?" Seminar

by John & Loretta Nielsen

For Information Contact:

Emmett Morgan

979-836-7896 / ecmorgan@alpha1.net

---

S. California & San Diego Combined Clubs Convention

February 28-March 4, 2007

Country Suites by Ayres - 909-390-7778

Auction by Seeck Auctions

For Information Contact:

Betty Robertson

805-482-3473



## CARNIVAL GLASS EVENTS

FUNCTION	DATES	REMARKS
Auction	November 18 2006	Seeck Auctions; Private Collection; Holiday Inn, Wentzville, MO; Virginia & Michael Happel collection
Auction	January 6 2007	16th Carnival Glass Extravaganza; Mickey Reichel Antique & Auction; 9:00 am; 660-882-5292; www.awk-shn.com
Convention & Auction	January 27 2007	SSCGA Convention Auction; Jim Wroda Auction Service; Carnival Glass Collection of Bill & Sandy Reyan of Everett, PA
Convention & Auction	January 31- February 3 2007	Tampa Bay Carnival Glass 25th Conv.; Best Western Diplomat Inn; 800-237-4699; Auction by Remmen Auctioneers; Contact: Janet Knechtel 863-993-2387; janetkn@amtelecom.net
Auction	March 9 2007	Jim Wroda Auction Service; 200 pcs Millersburg Crystal
Auction	March 10 2007	Jim Wroda Auction Service; 400 pc. Carnival Glass Collection of Warren & Joan Place, Holiday Inn - Columbus Airport
Convention & Auction	April 28 2007	HOACGA Convention Auction, Jim Wroda Auction Service; Carnival Glass Auction of John & Jan Muehlbauer collection, Embassy Suites Hotel, Kansas City, MO
Convention	May 2-5 2007	Keystone Carnival Glass Convention, Holiday Inn East, Harrisburg, PA, 717-939-7841. Room rate \$99. Cut off for reservations April 7, 2007. Contact Sharon Royle at 610-777-8126 or don6379@aol.com
Auction	June 30 2007	500 pc C.G. Auction; Norman & Barb Archer, West Minster, OH; Midwest Auction Facility, Greenville, OH